





Trash Free Gulf

Coloring & Activity Book

AGES 4-9



PRESENTED BY



**Our Texas
Our Future**



Written by Anne Marie Fayen

Illustrated by Celeste Silling

About Trash Free Gulf

Trash Free Gulf works to prevent trash from reaching our waterways and the coast and raise awareness of Texas's outsized role in the health of our rivers, lakes, and oceans.



What's the problem?

- The Gulf of Mexico/America, due to ocean currents and being largely surrounded by land, has some of the highest concentrations of plastics and other trash in the world.
- According to a 2018 study, trash piles up along Texas's coastal areas 10 times faster than any other Gulf Coast state.*
- ~80% of plastics in the aquatic environment come from land-based sources carried by wind and water.**
- Every Texan lives in a watershed that drains to the Gulf. This means trash that is not disposed of properly across the state, ends up in the Gulf.


This Activity Book

Complete this activity book to learn about the issue of trash in Texas, how trash impacts wildlife, and steps we can all take to address this problem.

Curious to learn more? Visit: trashfreegulf.com

*Source: Marine Pollution Bulletin (2018)


**Source: Science of The Total Environment (2016)



Search & Find

Do you know what **litter** is? When trash ends up in a place where it should not be, we call it **litter**.


Circle  all the pieces of litter you see below.



Hint: Can you find 16 pieces of litter?

Maze

Where does litter go? Follow the maze below to find out where the 3 pieces of trash at the START of the maze go.



Most litter ends up in creeks, streams, rivers, and other waterways. Wind and rain push trash into our waterways.


Connect the Stars

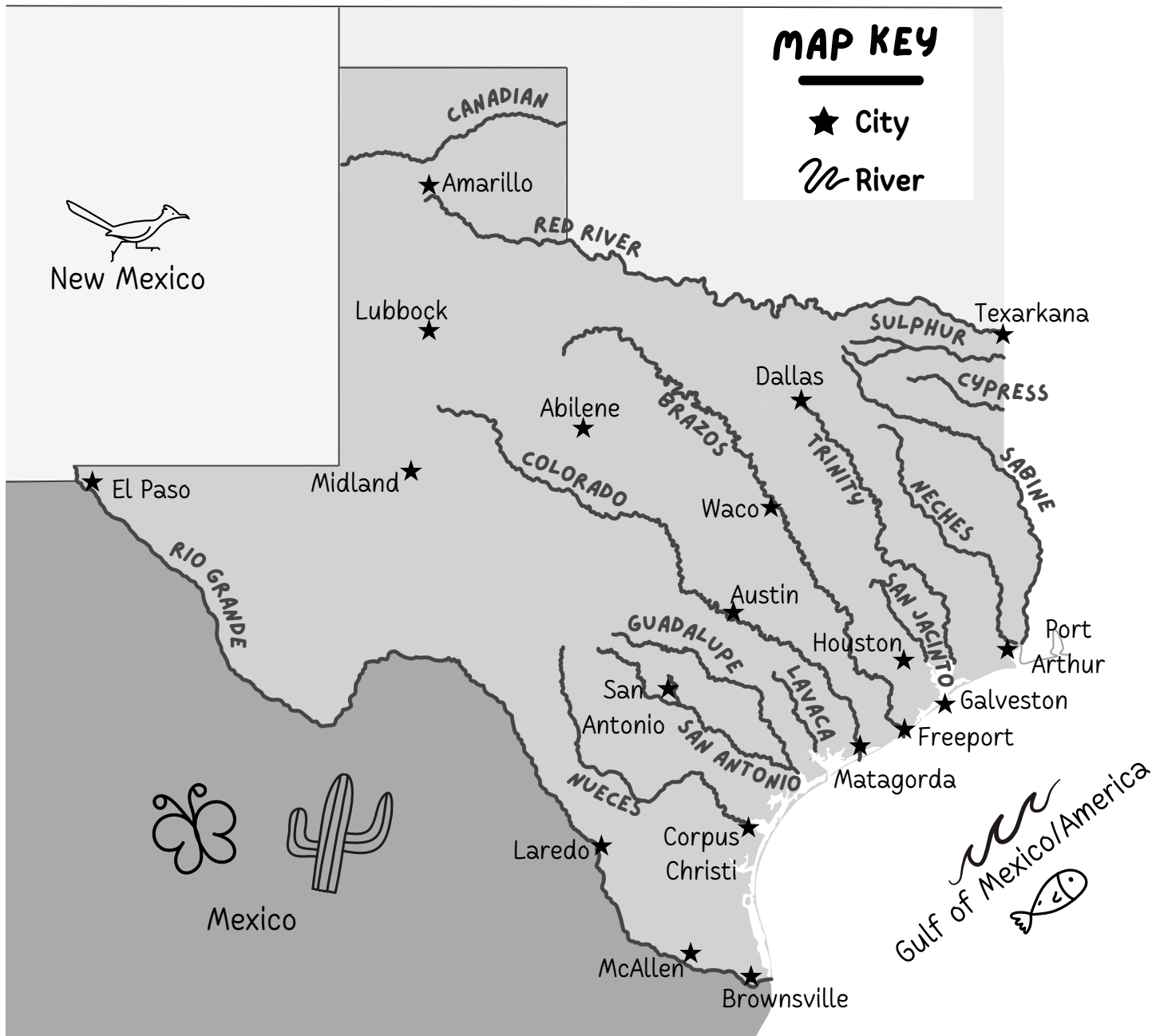
Even trash that is thrown away in a trash bin can end up in our waterways. Connect the stars ★ to follow the path of this straw.



Map it!

All Texas rivers eventually flow into the Gulf of Mexico/America.


Draw  an **X** where you live on the map below.

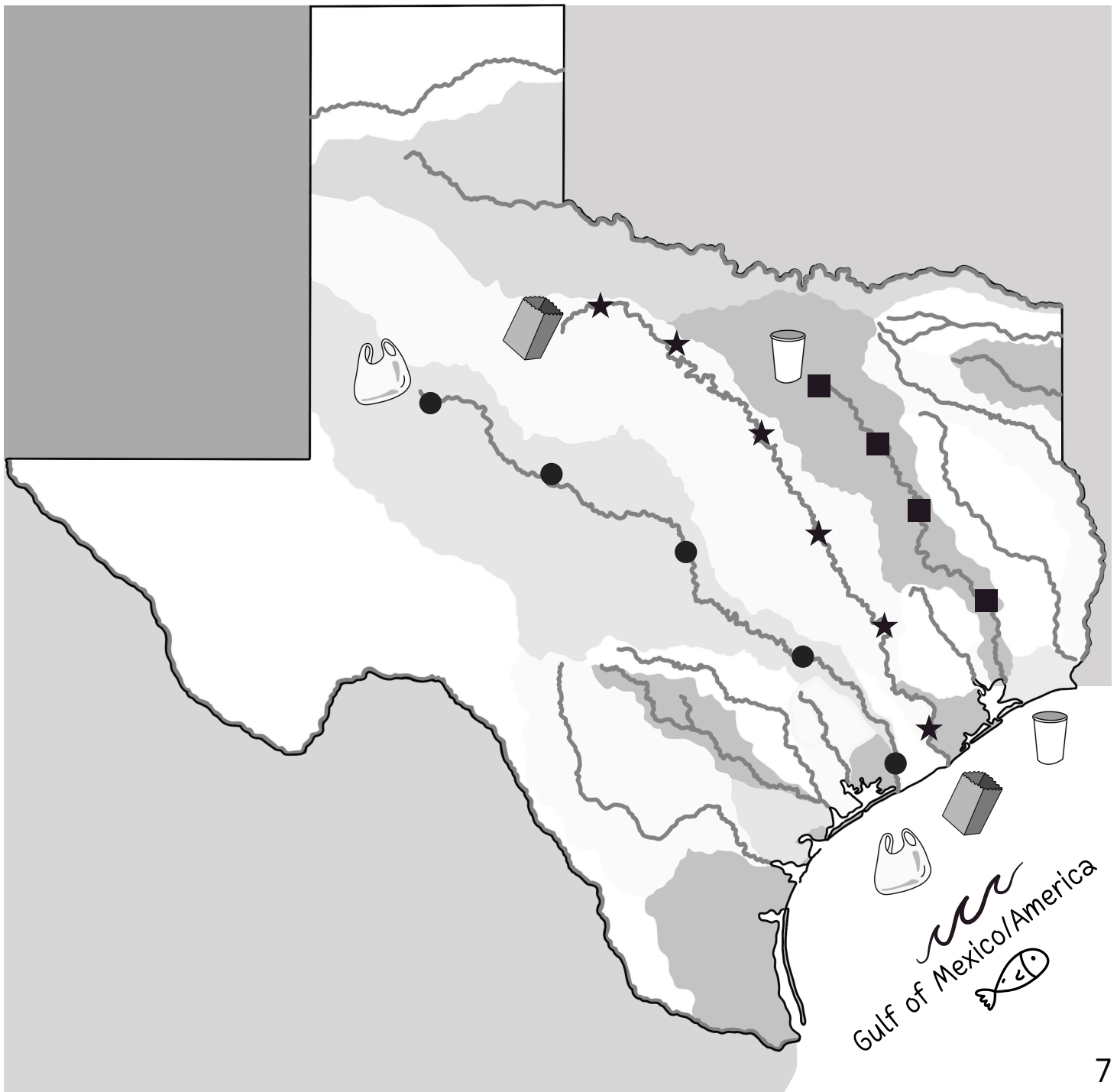


What river is closest to you?
The river closest to where I live is

Connect the Shapes!

Trash from across the state ends up along our beaches and in the Gulf of Mexico/America.


Connect the shapes  to follow the path of each piece of trash below.



Trash can hurt wildlife in freshwater rivers, streams, and creeks. You can help animals by keeping trash out of the environment.

Search & Find


Circle ○ the 6 animals that need our help below.



Color

Trash also impacts wildlife along our coasts. These sanderlings are looking for insects, crustaceans, mollusks, and worms to eat, but they must be careful to NOT eat the trash!


Color the insects, crustaceans, mollusks, and worms to help the birds find their food. Color the trash orange so the birds know to stay away from the trash.



Count

In the ocean, floating plastic trash might look like jellyfish to a hungry sea turtle.

How many plastic bags must this sea turtle avoid? How many jellyfish are available for this sea turtle to eat?



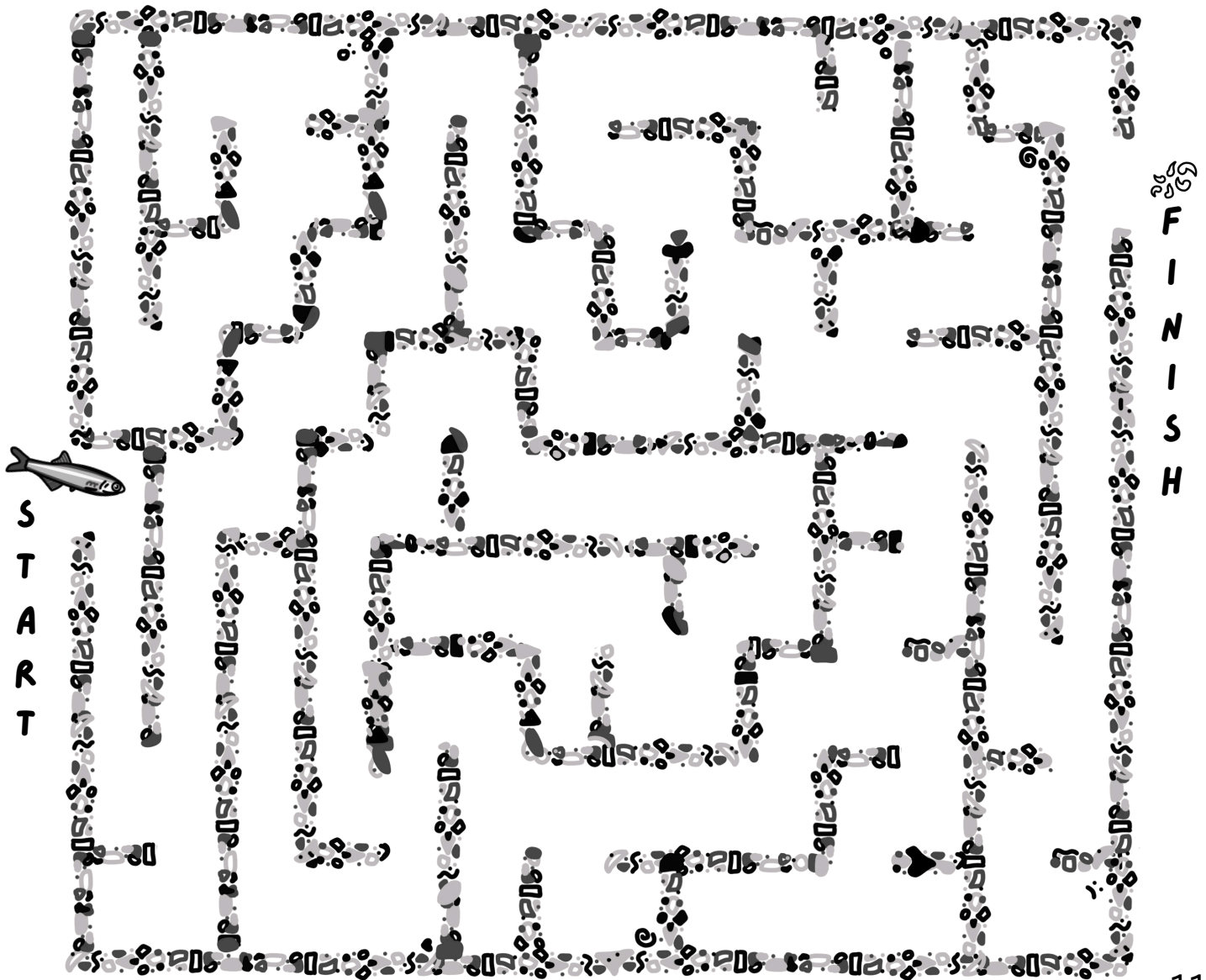
This sea turtle must avoid _____ plastic bags. 

There are _____ jellyfish  for this sea turtle to eat.

Maze!

Plastics in the ocean break down over time into tiny pieces called **microplastics**. As they look for food, animals often mistakenly eat these tiny pieces of plastic. Eating plastics is not good for animals (or humans)!

Help this bay anchovy  swim through the microplastics to find the crab larvae. 



Count!

So much trash! How many pieces of trash can you find below?

Remember: Trash is anything human-made that we no longer want or need. Trash is usually thrown away by humans but sometimes trash is created when something is accidentally lost.

(Wind can blow a piece of paper out of someone's hand or someone might accidentally leave their lunch box at a park.)



I found _____ pieces of trash below.



Spot the Difference!


The people below are helping to clean up a parking lot before this trash ends up in our waterways.

Can you find 3 differences between the 2 pictures?

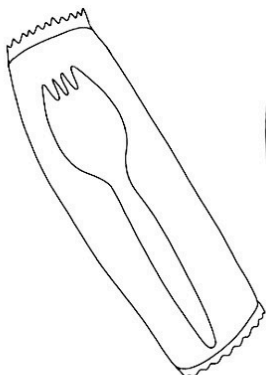


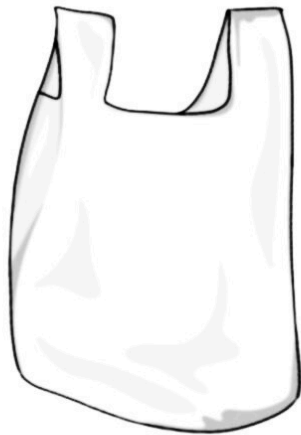


Match!

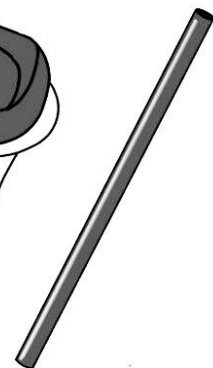
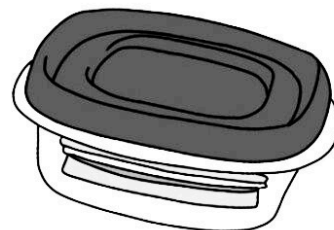

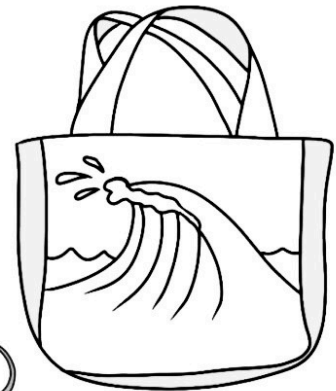
The best way to reduce the amount of trash in our waterways is to reduce what you throw away. Using reusable things is one way to do this.

Draw lines  to match each single-use item with the reusable item you can use instead.

SINGLE-USE ITEMS



REUSABLE ITEMS




Search & Find

Instead of throwing something away, find another use for it!
Can you find 8 reused items below? Circle them!



Match!

What should go in the trash can? What should be recycled?
 Draw lines  to the bins below to show where each item belongs.



Recyclable Items:

Plastics with the Symbol  & #1-7

Glass Bottles and Jars

Cartons


Metal

Paper


Cardboard

Trash Items:

Everything else!



MIXED RECYCLING



TRASH

Answers: Recyclables - paper, milk carton, soda can, magazine, glass jar, water bottle, cardboard box
 Trash - polystyrene cup, straw, wrappers, chips bag, apple

Design!

Sometimes a sign can help people remember not to litter. Finish designing the sign below by adding more words or drawing a picture.



Anyone Can Pick Up Trash, Anytime, Anywhere



Create a simple trash clean-up kit that you can keep in your car or bookbag. With this kit, you will be ready to pick up litter anytime!



THINGS YOU'LL NEED:

A bag that can hold the trash (any size)



1 or 2 gloves with a rubberized palm or a leather work glove



The next time you see litter, use your trash clean-up kit to pick it up!

ALWAYS BE SAFE:

- Make sure an adult is with you when picking up litter.
- ONLY touch litter when wearing a glove.
- If an object looks sharp or unsafe, ask an adult for help.
- Watch out for traffic.



Spot the Difference

We can all do our part to reduce, reuse, and recycle. When we reduce the amount of trash we create and take time to throw trash away properly, all plants, animals, and humans can enjoy a trash free environment! What would our coastline look like with NO trash?

Below are 2 images of trash free beaches.

Can you spot 5 differences between the 2 pictures?





PRESENTED BY



**Our Texas
Our Future**



**SUPPORTING
SPONSORS**



**CONSERVATION
PARTNERS**



**Keep Texas
Beautiful**

**GULF
TRUST**